

Bolivia, Plurinat. State

Statistical Country Profile



Edition 09/2025

This country profile is based on international sources.

Publication date: Tuesday 16th September, 2025

Contact us: www.destatis.de/contact

Phone: +49 611 75 2405

© Federal Statistical Office of Germany (Destatis), 2025

Reproduction and distribution, also of parts, are permitted, provided that the source is mentioned.

Contents

General information	3
Economy and finance	3
Population	5
Health	7
Education	7
Labour force	7
Living conditions	9
Manufacturing	9
Agriculture and forestry	9
Foreign trade	10
Transport	12
Environment and energy	12
Science, research and technology	13
Sources	13



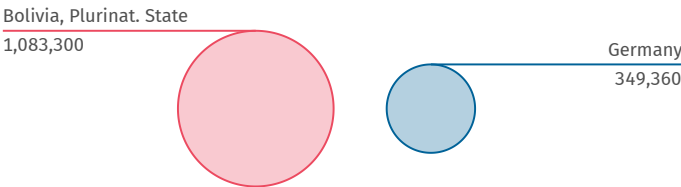
General information

Capital city
Sucre

Official language
**Quechua, Aymara, Guaraní,
Spanish**

Currency
Boliviano

Land area in relation to Germany
km²



Source: WB-WDI



Economy and finance

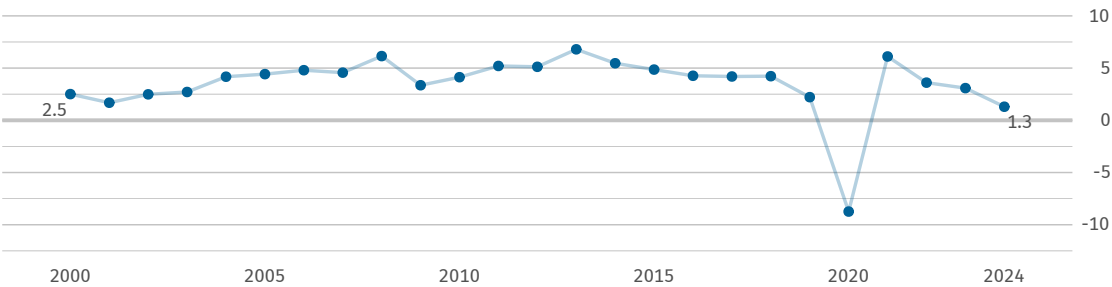
Gross domestic product
(GDP), total
bn US\$
48
(2024)
Source: IMF-WEO

GDP,
real change
% since 2000
+131
(2024)
Source: IMF-WEO*

GDP
per capita
US\$
3,939
(2024)
Source: IMF-WEO

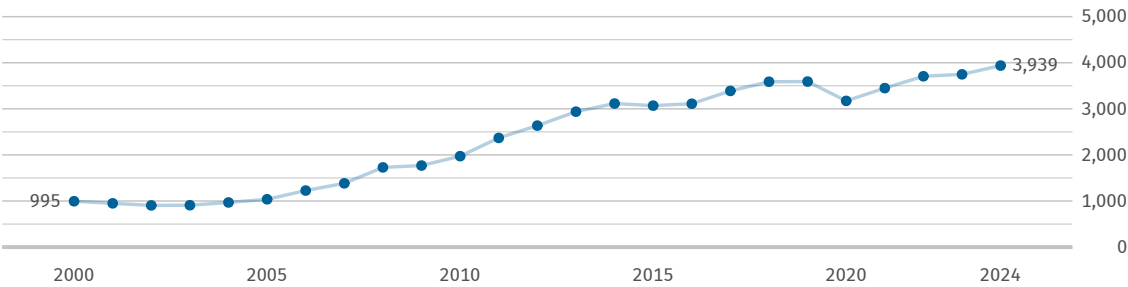
GDP
per capita
internat. US\$
11,293
(2024)
Source: IMF-WEO

Gross domestic product, real change
% on previous year



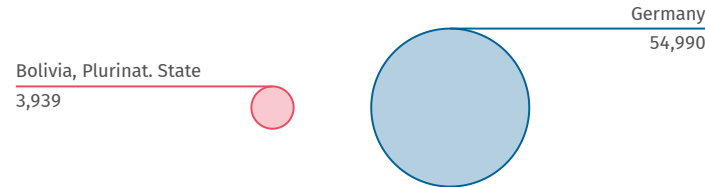
Source: IMF-WEO

Gross domestic product per capita
US\$



Source: IMF-WEO

Gross domestic product per capita in relation to Germany, 2024
US\$



Source: IMF-WEO

Inflation rate
(change of consumer
price index)
% on previous year

+5.1
(2024)

Source: IMF-IFS

General government
gross debt

% of GDP
95.0
(2024)

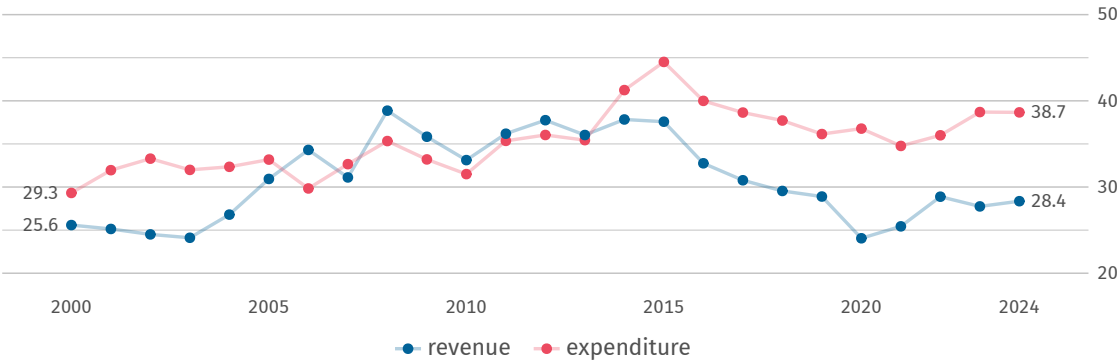
Source: IMF-WEO

General government
net lending / borrowing

% of GDP
-10.3
(2024)

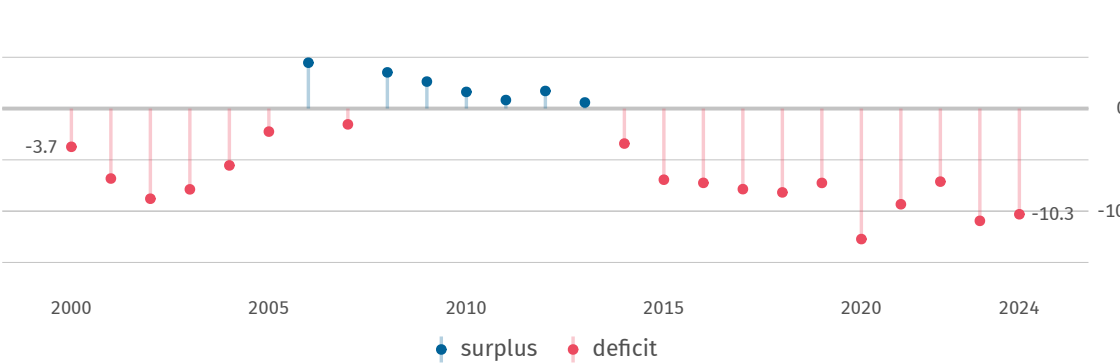
Source: IMF-WEO

General government revenue and expenditure
% of GDP



Source: IMF-WEO

General government net lending / borrowing
% of GDP



Source: IMF-WEO

Foreign direct
investment (FDI):
inward stocks

bn US\$

9.633

(2023)

Source: UNCTAD

Foreign direct
investment (FDI):
outward stocks

bn US\$

1.167

(2023)

Source: UNCTAD

Foreign direct
investment (FDI):
net flow, inward

bn US\$

0.294

(2023)

Source: UNCTAD

Foreign direct
investment (FDI):
net flow, outward

bn US\$

0.257

(2023)

Source: UNCTAD



Population

Population
total

1,000

12,413

(2024)

Source: WB-WDI

Population
density

inhabitants per km²

11

(2022)

Source: WB-WDI

Life expectancy
at birth (women)

years

71.1

(2023)

Source: WB-WDI

Life expectancy
at birth (men)

years

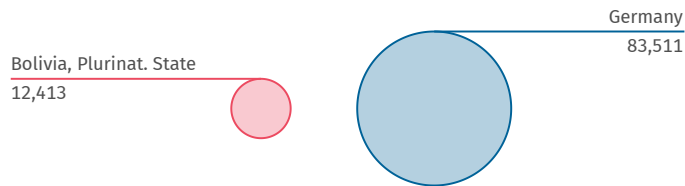
66.1

(2023)

Source: WB-WDI

Population in relation to Germany, 2024

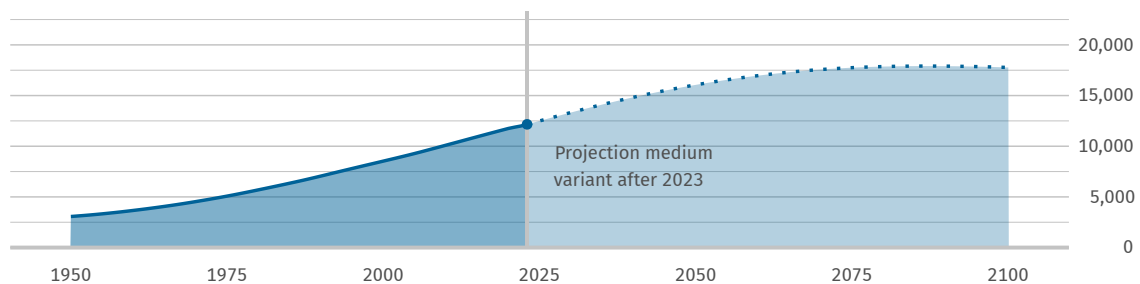
1,000



Source: WB-WDI

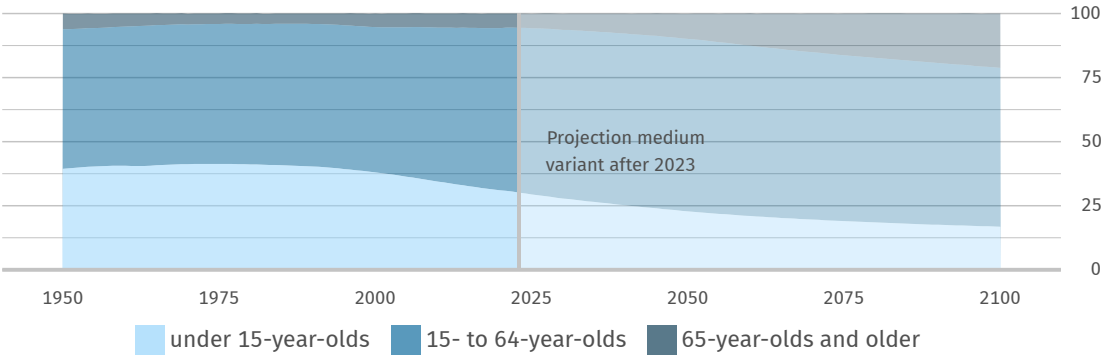
Population

1,000



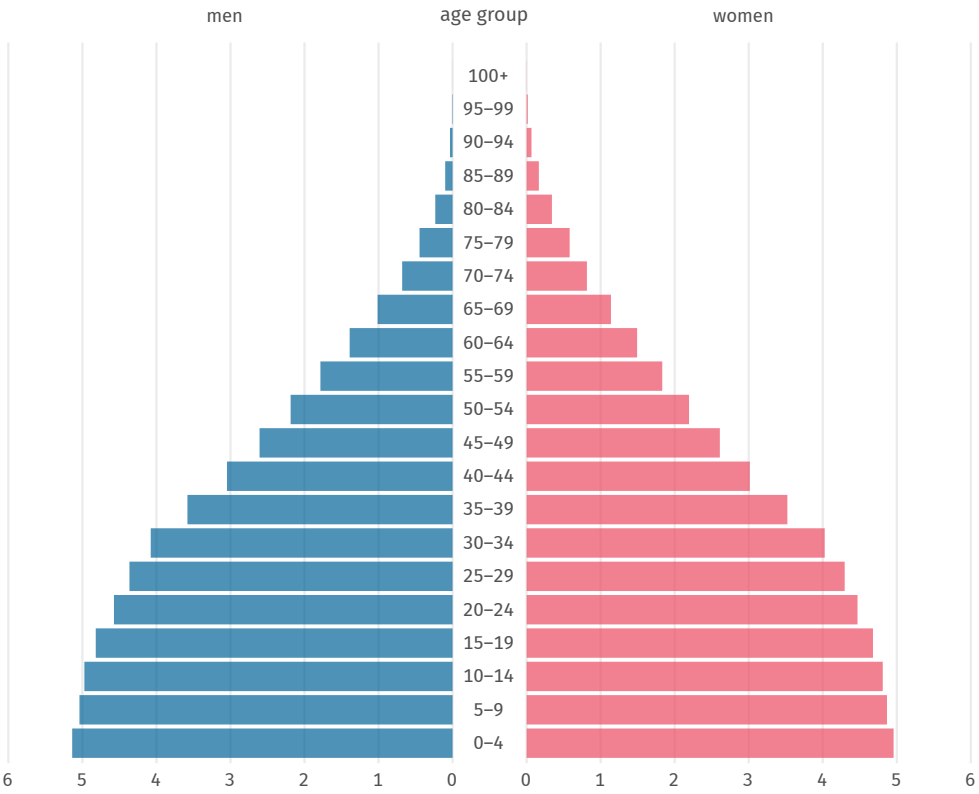
Source: UN-POP

Population by age group
proportion, %



Source: UN-POP

Population pyramid, 2024
% of total population



Source: UN-POP

Health

Practising physicians per 1,000 inhabitants	Hospital beds per 1,000 inhabitants	Prevalence of raised blood pressure %	Prevalence of obesity (BMI >= 30) %
1.3 (2021) Source: WHO	1.4 (2021) Source: WHO	20.9 (2019) Source: WHO	28.7 (2022) Source: WHO

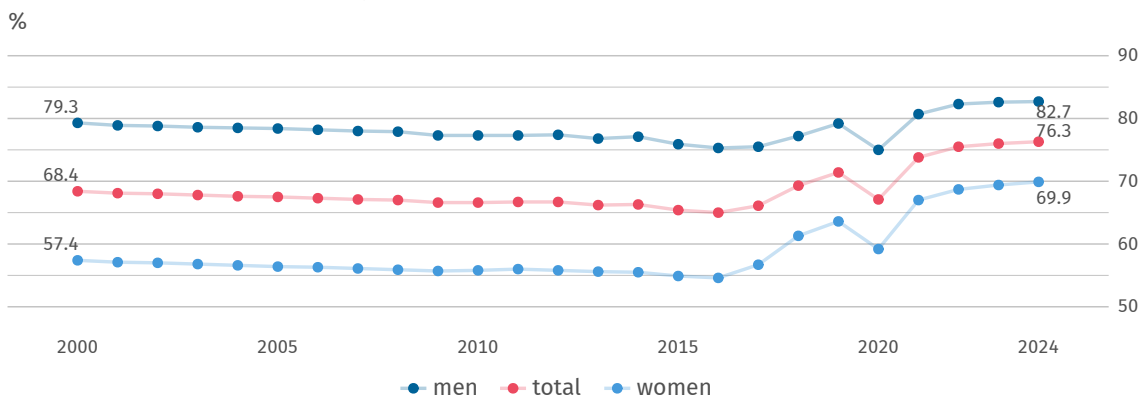
Education

Government expenditure on education % of GDP	Pupil-teacher ratio (primary education) number	Pupil-teacher ratio (secondary education) number	Students (tertiary education) per 100,000 inhabitants
8.3 (2023) Source: UNESCO	185.3 (2023) Source: UNESCO	184.6 (2023) Source: UNESCO	3,734 (2007) Source: UNESCO*

Labour force

Employment rate (persons aged 15+) %	Labour force (persons aged 15+) 1,000	Labour force participation rate (persons aged 15+) %	Self-employment (persons aged 15+) %
76.3 (2024) Source: ILOSTAT	6,859 (2024) Source: ILOSTAT	78.7 (2024) Source: ILOSTAT	67.5 (2023) Source: ILOSTAT

Employment rate (persons aged 15+)



Employment and gross value added by sector, 2023

%

Employment



Gross value added



■ agriculture, forestry, fisheries ■ industry ■ services ■ not specified

Source for employment: ILOSTAT
Source for gross value added: UNSD

Unemployment rate
(persons aged 15+)

%

3.1

(2024)

Source: ILOSTAT

Unemployment rate
(persons aged 15 to 24)

%

5.2

(2024)

Source: ILOSTAT

Long-term unemployment rate
(persons aged 15+)

% of unemployed persons

21.5

(2023)

Source: ILOSTAT

Unemployment rate and youth unemployment rate

%



Source: ILOSTAT



Living conditions

Human Development Index (HDI)

value (0 low to 1 high)

0.733

(2023)

Source: UNDP

Human Development Index (HDI)

rank (of 193 countries)

108

(2023)

Source: UNDP

Income distribution: Gini coefficient

value (0 to 100; 0=equal distribution)

42.1

(2023)

Source: WB-WDI



Manufacturing

Index of industrial production

2010=100

No data

Source: IMF-IFS



Agriculture and forestry

Change in agricultural production

% since 2000

+121

(2023)

Source: FAO*

Agricultural land

% of land area

35.8

(2023)

Source: FAO*

Forest area

% of land area

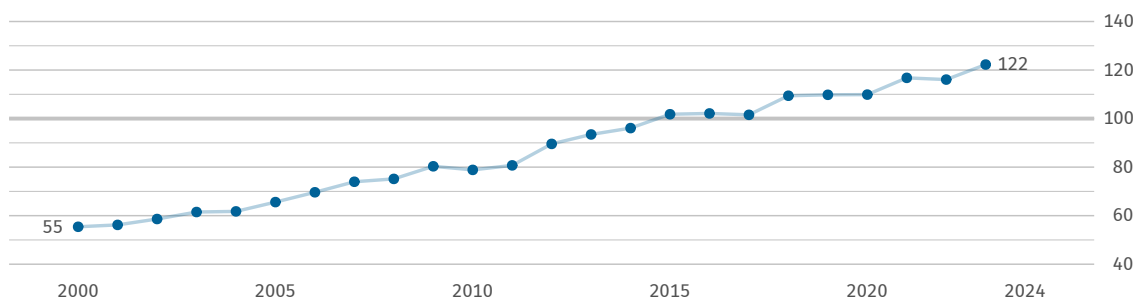
46.3

(2023)

Source: FAO*

Index of agricultural production

2014 to 2016 = 100



Source: FAO



Foreign trade

Export of goods

bn US\$

9.059

(2024)

Source: UN Comtrade

Import of goods

bn US\$

9.904

(2024)

Source: UN Comtrade

Trade balance, goods

bn US\$

-0.845

(2024)

Source: UN Comtrade*

Export and import of goods

bn US\$



Source: UN Comtrade

Foreign trade balance

bn US\$



Source: UN Comtrade

Goods exported to Germany

mn US\$

39.6

(2024)

Source: UN Comtrade

Goods exported to Germany

% of all goods exported

0.4

(2024)

Source: UN Comtrade*

Goods imported from Germany

mn US\$

112

(2024)

Source: UN Comtrade

Goods imported from Germany

% of all goods imported

1.1

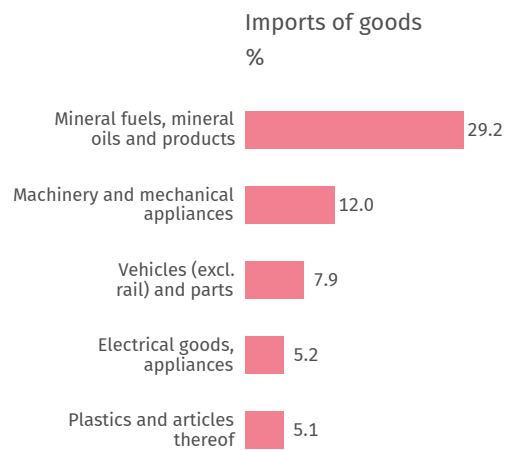
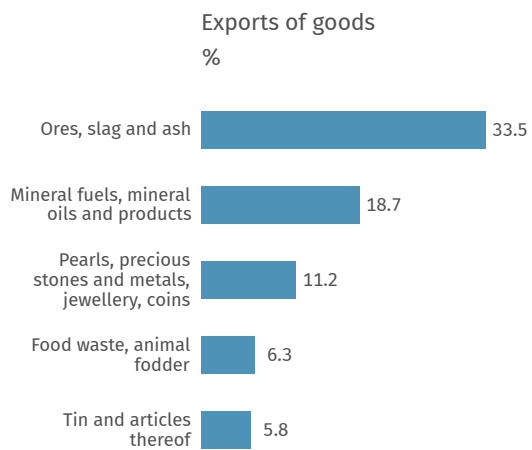
(2024)

Source: UN Comtrade*

Main trading partners, 2024



Main commodities traded, 2024



Source: UN Comtrade*

Classification of commodities: Harmonized Commodity Description and Coding Systems (HS2).



Transport

Passenger cars per 1,000 inhabitants 26 (2015) Source: OICA*	Total rail network km per 1 mn inhabitants 294 (2009) Source: WB-WDI*	Air transport, passengers per 1,000 inhabitants 361 (2021) Source: WB-WDI*
--	---	--

Pump price for gasoline in relation to Germany US\$ per litre



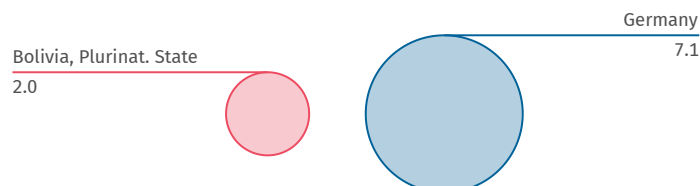
Source: GPP, 2025-09-08



Environment and energy

Carbon dioxide emissions tonnes per capita 2.0 (2023) Source: EDGAR	Total primary energy supply kg oil equivalent per capita 798 (2022) Source: WB-WDI	Gross electricity consumption kWh per capita 859 (2022) Source: WB-WDI	Renewable energy % of total final energy consumption 12.8 (2021) Source: WB-WDI
---	--	--	---

Carbon dioxide emissions in relation to Germany, 2023 tonnes per capita



Source: EDGAR



Science, research and technology

Gross domestic
expenditure on R&D

% of GDP

0.2

(2009)

Source: UNESCO

Researchers

per 1 mn inhabitants

63

(2021)

Source: UNESCO

Resident patent
applications

per 1 mn inhabitants

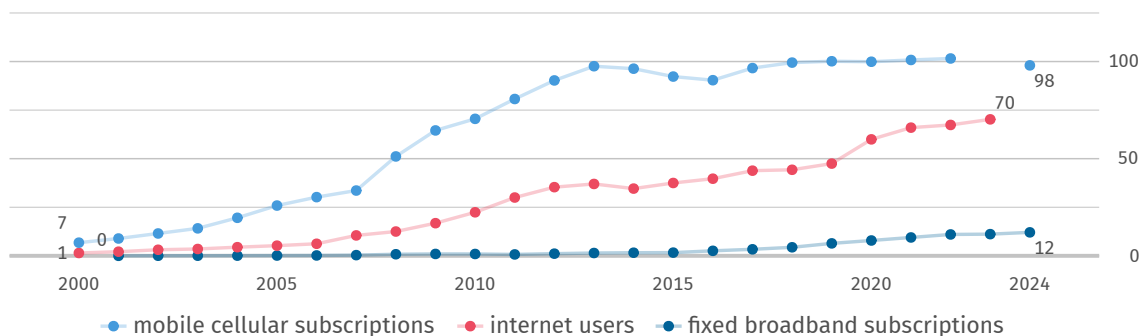
1

(2022)

Source: WIPO

Dissemination of communication technology

per 100 inhabitants



2023: Missing data. Source: ITU



Sources

EDGAR	Emissions Database for Global Atmospheric Research, European Commission
FAO	United Nations, Food and Agricultural Organization
GPP	GlobalPetrolPrices.com
ILOSTAT	International Labour Organization, ILOSTAT - Database
IMF-IFS	International Monetary Fund, International Financial Statistics
IMF-WEO	International Monetary Fund, World Economic Outlook
ITU	United Nations, International Telecommunication Union
OICA	International Organization of Motor Vehicle Manufacturers
UN Comtrade	United Nations, Comtrade Database
UNCTAD	United Nations, Conference on Trade and Development
UNDP	United Nations Development Programme
UNESCO	United Nations, Educational, Scientific and Cultural Organization
UNPOP	United Nations, Population Division
UNSD	United Nations, Statistics Division
WB-WDI	World Bank, World Development Indicators
WHO	World Health Organization, Global Health Observatory
WIPO	World Intellectual Property Organization

* Own calculations based on the original data source.

©nanoline icons by vuuuds + Caviar-Premium Icons by Neway Lau, CreativMarket / own adaptation

Statistical country profiles on all UN Member States: www.destatis.de/countryprofiles